

# Roxil® Wood Protection Cream

## Product Description

**Roxil® Wood Protection Cream** is a silicone cream emulsion used to protect vulnerable absorbent wood such as softwood timber and weathered hardwoods whilst retaining a natural appearance. The silicone waterproofs the surface and protects the wood from the undesirable effects of moisture.

**Roxil® Wood Protection Cream** can be applied by brush or roller.

## Benefits

- Weatherproofs absorbent wood such as softwood timber
- Retains natural appearance
- Reduces mould and algae growth
- Reduces water uptake for improved resistance to warping
- Long lifetime (10+ years on softwood<sup>[1]</sup>)
- Single coat application

## Properties

Appearance	White cream
Density	1.0 g/cm <sup>3</sup>
Coverage	1 coat at 4 – 5 m <sup>2</sup> per litre <sup>[2]</sup>
Service life	10+ years <sup>[1]</sup>
Storage	Store in a cool dry place
Shelf Life	12 months

## Application Information

**Roxil® Wood Protection Cream** is recommended for use on softwood timber, including water susceptible species such as pine.

## Preparation

All coatings should be completely removed and, if necessary, grey or deteriorated wood should be sanded down to provide a clean, sound surface.

The wood surface to be treated must be clean and dry before treatment can begin. It is recommended to use a cleaner



such as Roxil® 100 Wood & Patio Cleaner to cleanse the wood surface before applying **Roxil® Wood Protection Cream**. Ensure all new wood is free of factory treatments and is freshly cleaned before application, this is particularly important for new wood in horizontal situations such as benches and decking where moulds can sometimes be seen, a biocidal wash such as Roxil® 100 Wood & Patio Cleaner should be used. Allow to dry for at least 24 hours before applying **Roxil® Wood Protection Cream**.

## Test Area

**Roxil® Wood Protection Cream** has been formulated as a colourless protection for use with absorbent wood such as softwood timber and weathered hardwoods. It is recommended to try a small test area before full application to determine compatibility.

If staining is required, it is generally best to apply the stain first and allow the fence to fully dry before applying **Roxil® Wood Protection Cream**. Performance will vary depending on the type of stain used; always test a small area first to determine compatibility.



<sup>[1]</sup> Based on accelerated QUV aging and good maintenance. Regular maintenance of timber will improve lifetime of product.

<sup>[2]</sup> Coverage will vary depending upon the overall porosity of the substrate to be treated.

## Application

**Roxil Wood Protection Cream** should be applied in temperatures between 5 – 30 °C. Wear suitable protective clothing (including protective gloves).

Apply by brush or roller, ensuring that a thin and even coat is applied, taking care not to leave uneven lumps on the surface. For less absorbent woods such as oak any residue left on the surface can be removed using a cloth after several hours.

Care should be taken to ensure **Roxil® Wood Protection Cream** does not splash onto glass, paintwork, plants, etc. Any splashes should be wiped away and cleaned with warm soapy water.

After application the silicone will penetrate into the wood and form a water repellent barrier.

The white creamy appearance immediately after application makes it easy to see which areas have been treated. After 2 hours in summer and 4 – 6 hours in winter the appearance will change with the cream becoming clear. The cream will be absorbed into the wood over the period of one week, after which the wood will return to its natural colour.

After use clean brushes or roller with white spirit.

## Maintenance

The service life of **Roxil® Wood Protection Cream** can be enhanced by regular maintenance, especially on horizontal surface where there is an increased contact time with water. On occasion it is expected that a small amount of organic growth may settle on the surface, this can be removed by gentle cleaning using Roxil® 100 Wood & Patio Cleaner.


## Other Information

### Cladding


**Roxil® Wood Protection Cream** can be used on timber cladding to maintain the appearance of the timber for longer. The cream will reduce extractive bleed, biological growth and

## Treated and Untreated Wood Comparisons

TREATED




UNTREATED



**Imported Western Red Cedar**

TREATED



UNTREATED




**Home Red Cedar**

TREATED




UNTREATED




**Douglas Fir**

TREATED




UNTREATED




**Siberian Larch**

TREATED

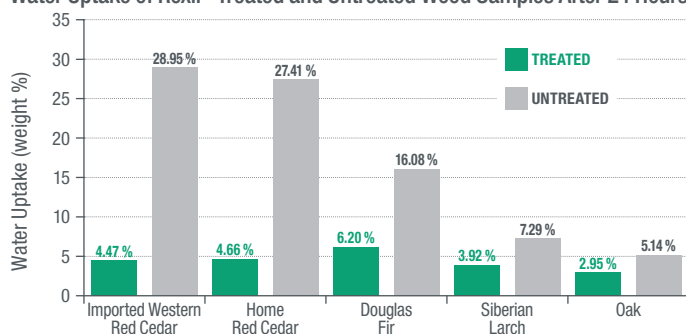


UNTREATED



**Oak**

Water Uptake of Roxil® Treated and Untreated Wood Samples After 24 Hours

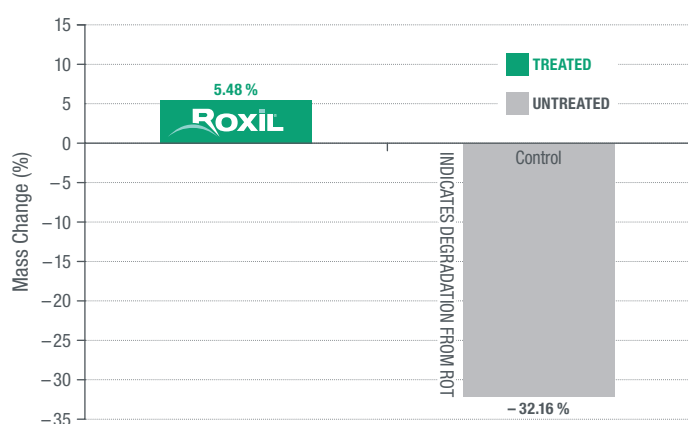


warping and help to maintain a more even appearance for longer. The effectiveness of **Roxil® Wood Protection Cream** will depend on the absorbency of the wood it is applied to. For very absorbent cladding wood such as Western Red Cedar, Roxil® will reduce water uptake by up to 85 %. Less absorbent wood such as Oak will also benefit from an application of **Roxil® Wood Protection Cream** however the reduction in water uptake will be less marked.

## Protecting Fence Posts

**Roxil® Wood Protection Cream** can be used to protect fence posts and end grain wood from the effects of moisture from the ground, delaying degradation from rot. This ensures a longer lifetime of fences.

Mass Change After Ground Contact – Mass Loss Indicates Degradation



Keep out of reach of children and animals. Unprotected persons and animals should be kept away from treated surfaces until dry. For full health and safety information consult Safety Datasheet (available on request). Always read the label.

**Roxil® Wood Protection Cream** is produced in accordance with ISO 9001 and ISO 14001 quality and environmental management systems. **Roxil® Wood Protection Cream** is non-hazardous to the environment.

*Information given is in good faith based on experience and usage, however all recommendations are made without warranty or guarantee, since the conditions of use are beyond our control. All goods are sold in accordance with our Conditions of Sale, copies of which are available on request. Customers are advised that products, techniques and codes of practice are under constant review and changes occur without notice; please ensure you have the latest updated information.*